

## Declaration of Conformity

This ProDVX product has been designed and tested to meet all applicable EU safety requirements, including:

- General Product Safety (GPSR, EU 2023/988)
- Electrical Safety (LVD)
- Electromagnetic Compatibility (EMC)

The product is provided with instructions and safety warnings and is traceable via its serial/batch number.

**manufacturer:** ProDVX Europe B.V.

**contact:** support@prodvx.com



## Europe/UK – EU/UK Declaration of Conformity

This device complies with the essential requirements of the Radio Equipment Directive (2014/53/EU). The following test methods have been applied in order to prove presumption of conformity with the essential requirements of the Radio Equipment Directive. This equipment is compliant with Class A of EN55032. In a residential environment this equipment may cause radio interference.

**EU:** ProDVX Europe BV, Europalaan 10, 5232BC, Den Bosch, NL

**UK:** UKCA Experts Ltd, 6 Stanford Street, Nottingham, NG1 7BQ, UK

## Federal Communications Commission (FCC) Notice

**Note:** This equipment has been tested and found to comply with the limits for a Class A digital device, pursuant to part 15 of the FCC Rules. These limits are designed to provide reasonable protection against harmful interference when the equipment is operated in a commercial environment. This equipment generates, uses, and can radiate radio frequency energy and, if not installed and used in accordance with the instruction manual, may cause harmful interference to radio communications. Operation of this equipment in a residential area can cause harmful interference in which case the user will be required to correct the interference at his own expense.

**Warning:** Changes or modifications to this unit not expressly approved by the party responsible for compliance could void the user's authority to operate the equipment.

This device complies with Part 15 of the FCC Rules. Operation is subject to the following conditions:

- (1) This device may not cause harmful interference, and
- (2) this device must accept any interference received, including interference that may cause undesired operation.

**FCC & CE RF Radiation Exposure Statement Caution:** To maintain compliance with the FCC & CE's RF exposure guidelines, place the product at least 20cm from near by persons.

**Americas Compliance Consulting, LLC**

2445 NE Division Street, Suite 202, Bend, Oregon 97703, US

**email:** fccagent@icertifi.com

**phone:** +1 866-885-4575

## Correct Disposal of this product.

This marking indicates that this product should not be disposed with other (household) waste. To prevent possible harm to the environment or human health from uncontrolled waste disposal, recycle it responsibly to promote the sustainable reuse of material resources. To return your used device, please use the return and collection systems or contact the reseller where the product was purchased. They can take this product for environmental safe recycling.

## End of Life Directives-Recycling.

Your new Public Information Display contains several materials that can be recycled for new users.

Please dispose of according to all Local, State, and Federal laws.

	<b>WARNING:</b> <ul style="list-style-type: none"><li>- This product contains a built-in battery. Only a certified repair center may replace it. Improper handling or disposal can be dangerous.</li><li>- Use only the original ProDVX power supply or a certified IEEE 802.3at PoE+ switch*. Other power sources may cause malfunction or damage.</li><li>- Use the device in an environment between 0°C and 40°C. The device itself can become much warmer than these ambient temperatures during normal operation. Mount the device vertically in landscape or portrait position. Do not use it flat on a table or outside the temperature range. This may cause overheating or damage.</li></ul>	<b>English (EN)</b>
	<b>WAARSCHUWING:</b> <ul style="list-style-type: none"><li>- Dit product bevat ingebouwde batterij. Alleen een gecertificeerd reparatiecentrum mag deze vervangen. Onjuist gebruik of verwijdering kan gevaarlijk zijn.</li><li>- Gebruik alleen de originele ProDVX-voeding of een gecertificeerde IEEE 802.3at PoE+ switch*. Andere voedingen kunnen storingen of schade veroorzaken.</li><li>- Gebruik het apparaat bij een omgevingstemperatuur tussen 0°C en 40°C. Het apparaat zelf kan tijdens normaal gebruik veel warmer worden dan deze omgevingstemperatuur. Monteer het apparaat verticaal in landschap- of portraatstand. Gebruik het niet plat op een tafel of buiten het temperatuurbereik. Dit kan oververhitting of schade veroorzaken.</li></ul>	<b>Dutch (NL)</b>
	<b>AVVERTIMENTO:</b> <ul style="list-style-type: none"><li>- Questo prodotto contiene una batteria integrata. Solo un centro di assistenza certificato può sostituirla. Un uso o smaltimento improprio può essere pericoloso.</li><li>- Utilizzare solo l'alimentatore originale ProDVX o uno switch PoE+ certificato IEEE 802.3at*. Altre fonti di alimentazione possono causare malfunzionamenti o danni.</li><li>- Utilizzare il dispositivo in un ambiente compreso tra 0°C e 40°C. Il dispositivo stesso può diventare molto più caldo di questa temperatura ambiente durante il funzionamento. Montare il dispositivo verticalmente in posizione orizzontale o verticale. Non utilizzarlo appoggiato in piano o fuori dall'intervallo di temperatura. Ciò può causare surriscaldamento o danni.</li></ul>	<b>German (DE)</b>
	<b>AVERTISSEMENT:</b> <ul style="list-style-type: none"><li>- Ce produit contient une batterie intégrée. Seul un centre de réparation certifié peut la remplacer. Une mauvaise manipulation ou élimination peut être dangereuse.</li><li>- Utilisez uniquement l'alimentation ProDVX d'origine ou un commutateur PoE+ certifié IEEE 802.3at*. D'autres sources peuvent provoquer des dysfonctionnements ou des dommages.</li><li>- Utilisez l'appareil dans un environnement entre 0°C et 40°C. L'appareil lui-même peut devenir beaucoup plus chaud que cette température ambiante pendant le fonctionnement. Montez l'appareil verticalement en mode paysage ou portrait. Ne l'utilisez pas à plat sur une table ni en dehors de la plage de température. Cela peut provoquer une surchauffe ou des dommages.</li></ul>	<b>French (FR)</b>
	<b>AVVERTENZA:</b> <ul style="list-style-type: none"><li>- Questo prodotto contiene una batteria integrata. Solo un centro di assistenza certificato può sostituirla. Un uso o smaltimento improprio può essere pericoloso.</li><li>- Utilizzare solo l'alimentatore originale ProDVX o uno switch PoE+ certificato IEEE 802.3at*. Altre fonti di alimentazione possono causare malfunzionamenti o danni.</li><li>- Utilizzare il dispositivo in un ambiente compreso tra 0°C e 40°C. Il dispositivo stesso può diventare molto più caldo di questa temperatura ambiente durante il funzionamento. Montare il dispositivo verticalmente in posizione orizzontale o verticale. Non utilizzarlo appoggiato in piano o fuori dall'intervallo di temperatura. Ciò può causare surriscaldamento o danni.</li></ul>	<b>Italian (IT)</b>
	<b>ADVERTENCIA:</b> <ul style="list-style-type: none"><li>- Este producto contiene una batería integrada. Solo un centro de reparación certificado puede reemplazarla. Un manejo o eliminación inadecuados pueden ser peligrosos.</li><li>- Use solo la fuente de alimentación original de ProDVX o un switch PoE+ certificado IEEE 802.3at*. Otras fuentes pueden causar fallos o daños.</li><li>- Monte el dispositivo verticalmente en posición horizontal o vertical. Use el dispositivo en un entorno entre 0°C y 40°C. El dispositivo puede alcanzar temperaturas superiores a las indicadas durante su uso normal. No lo use plano sobre una mesa ni fuera del rango de temperatura. Esto puede causar sobrecalentamiento o daños.</li></ul>	<b>Spanish (ES)</b>
	<b>OSTRZEŻENIE:</b> <ul style="list-style-type: none"><li>- Produkt zawiera wbudowaną baterię. Tylko certyfikowane centrum serwisowe może ją wymienić. Niewłaściwe obchodzenie się z baterią lub jej użyciu może być niebezpieczne.</li><li>- Używaj wyłącznie oryginalnego zasilacza ProDVX lub certyfikowanego przełącznika IEEE 802.3at PoE+. Inne źródła mogą powodować uszkodzenia lub awarie.</li><li>- Używaj urządzenia w temperaturze otoczenia od 0°C do 40°C. Samo urządzenie może stać się znacznie cieplejsze niż temperatura otoczenia podczas pracy. Montaż urządzenia pionowo w pozycji poziomej lub pionowej. Nie używaj go płasko na stole ani poza zakres temperatur. Może to spowodować przegrzanie lub uszkodzenie.</li></ul>	<b>Polish (PL)</b>
	<b>FIGYELMEZTÉS:</b> <ul style="list-style-type: none"><li>- A termék beépített akkumulátort tartalmaz. Csak minősített szervizpont cserélheti. Nem megfelelő kezelésvagy ártalmatlanítás veszélyes lehet.</li><li>- Csak az eredeti ProDVX tápegység vagy tanúsított IEEE 802.3at PoE+ switch-et használjon*. Nem megfelelő tápegység vagy más áramforrás hibás működést vagy károsodást okozhat.</li><li>- A készüléket 0°C és 40°C közötti környezetben használja. Normál működés közben a készülék hőmérséklete a környezeti hőmérséklet felé emelkedhet. A készüléket függőlegesen, fekvő (landscape) vagy álló (portrait) helyzetben szerelje fel. Ne használja vízszintesen (felületes fektetés) vagy a megadott működési hőmérséklet-tartományon kívül, mivel ez túlmelegedést vagy károsodást okozhat.</li></ul>	<b>Hungarian (HU)</b>
	<b>VAROVÁNÍ:</b> <ul style="list-style-type: none"><li>- Tento produkt obsahuje vestavěnou baterii. Výměnu může provést pouze certifikované servisní středisko. Nesprávná manipulace nebo likvidace může být nebezpečná.</li><li>- Používejte pouze originální napájecí zdroj ProDVX nebo certifikovaný přepínač IEEE 802.3at PoE+. Jiné zdroje mohou způsobit poškození nebo poruchu.</li><li>- Používejte zařízení v prostředí s teplotou mezi 0°C a 40°C. Samotné zařízení se může během provozu značně mnohem více než okolní teplota. Namontujte zařízení svisle v níže nebo na výšku. Nepoužívejte jej ploše na stole ani mimo tento teplotní rozsah. Může dojít k přílišnému ohřevu nebo poškození.</li></ul>	<b>Czech (CS)</b>
	<b>Προειδοποιήσεις:</b> <ul style="list-style-type: none"><li>- Το προϊόν περιέχει ενσωματωμένη μπαταρία. Μόνο εξουσιοδοτημένο κέντρο επισκευής μπορεί να την αντικαταστήσει. Η κακή χρήση ή απόρριψη μπορεί να είναι επικίνδυνη.</li><li>- Χρησιμοποιείτε μόνο το αρχικό τροφοδοτικό ProDVX ή πιστοποιημένο διακόπτη IEEE 802.3at PoE+. Άλλες πηγές μπορεί να προκαλέσουν βλάβη ή ζημία.</li><li>- Χρησιμοποιήστε τη συσκευή σε περιβάλλον μεταξύ 0°C και 40°C. Η ίδια η συσκευή μπορεί να γίνει πολύ πιο ζεστή από τη θερμοκρασία περιβάλλοντος κατά τη λειτουργία. Τοποθετήστε τη κίβητα σε οριζόντια ή κάθετη θέση. Μην τη χρησιμοποιείτε επίπεδη ή εκτός του εύρους θερμοκρασίας. Μπορεί να προκληθεί υπερθέρμανση ή ζημία.</li></ul>	<b>Greek (GR)</b>
	<b>AVERTISMENT:</b> <ul style="list-style-type: none"><li>- Acest produs conține o baterie integrată. Doar un centru de reparații certificat o poate înlocui. Manipularea sau eliminarea necorespunzătoare poate fi periculoasă.</li><li>- Utilizați doar sursa de alimentare originală ProDVX sau un switch PoE+ certificat IEEE 802.3at*. Alte surse pot provoca defectuni sau daune.</li><li>- Utilizați dispozitivul într-un mediu între 0°C și 40°C. Dispozitivul însuși se poate încălzi mult mai mult decât temperatura ambiantă în timpul utilizării normale. Montați dispozitivul vertical, în poziție orizontală sau verticală. Nu îl utilizați pe o suprafață plană sau în afara intervalului de temperatură. Acest lucru poate provoca supraîncălzire sau deteriorare.</li></ul>	<b>Romanian (RO)</b>
	<b>VARNING:</b> <ul style="list-style-type: none"><li>- Produkten innehåller ett inbyggd batteri. Endast ett certifierat servicecenter får byta det. Felaktig hantering eller kassering kan vara farlig.</li><li>- Använd endast den ursprungliga ProDVX-strömförsörjningen eller en certifierad IEEE 802.3at PoE+ switch*. Andra strömkällor kan orsaka fel eller skador.</li><li>- Använd enheten inte mellan 0°C och 40°C. Själva enheten kan bli mycket varmare än omgivningstemperaturen vid normal användning. Montera enheten vertikalt i liggande eller stående läge. Använd den inte platt på ett bord eller utanför temperaturintervallet. Detta kan orsaka överhettning eller skada.</li></ul>	<b>Swedish (SV)</b>
	<b>AVISO:</b> <ul style="list-style-type: none"><li>- Este produto contém uma bateria incorporada. Apenas um centro de reparação certificado pode substituí-la. O manuseamento ou descarte incorreto pode ser perigoso.</li><li>- Utilize apenas a fonte de alimentação original ProDVX ou um switch PoE+ certificado IEEE 802.3at*. Outras fontes podem causar falhas ou danos.</li><li>- Utilize o dispositivo num ambiente entre 0°C e 40°C. O próprio dispositivo pode ficar muito mais quente do que esta temperatura ambiente durante o uso normal. Monte o dispositivo verticalmente em posição horizontal ou vertical. Não o utilize deitado numa mesa ou fora da faixa de temperatura. Isso pode causar sobreaquecimento ou danos.</li></ul>	<b>Portuguese (PT)</b>

**PRO DVX** | ALWAYS ON

The information in this document is subject to change without notice. © 2026 ProDVX Europe B.V. All rights reserved.

# Quick start guide

## 22-inch IPPC 6300-Series



**PRO DVX** | ALWAYS ON

Please check the website or scan the QR-code for more product information.

[www.prodvx.com/support](http://www.prodvx.com/support)

# 22-inch IPPC – 6300 Series

## Quick start guide

### This package contains:



22-inch IPPC-6300 Series



Quick start guide; Battery information



Windows LTSC (preinstalled)



DC power adapter, EU power cord

Recommended, but **NOT** included



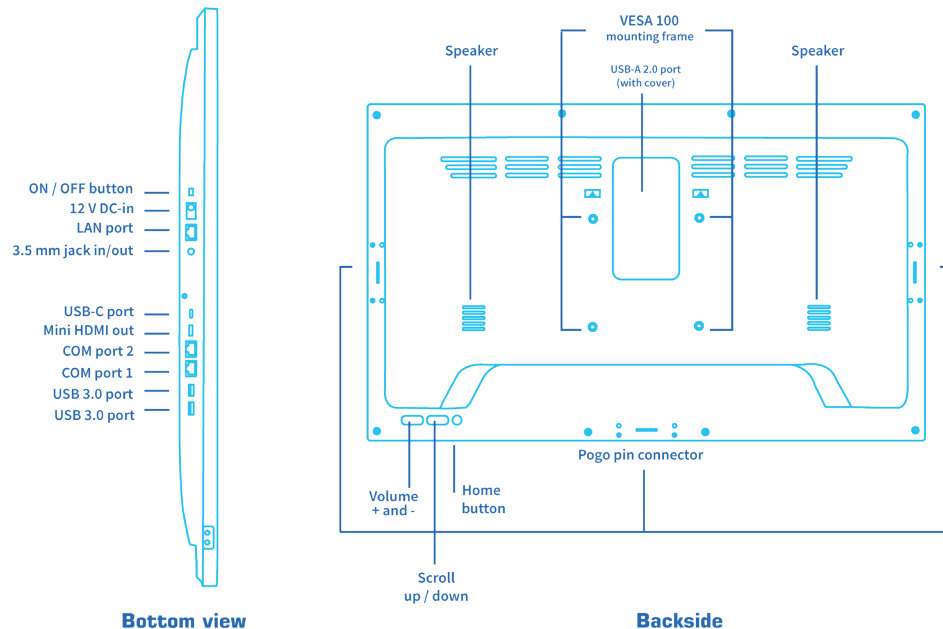
License key for Windows



\*Please note that it is preferred not to use power tools to attach the device to the mount or stand.

### How to start:

- Step 1: Take contents out of the box, make sure all components are present.
- Step 2: Install wall/glass mount or desk stand, check designated mount/stand manual for instructions.  
We strongly advise to use a manual screwdriver instead of power tools due to the risk of causing damage to the device.
- Step 3: Connect to power via power adapter.
- Step 4: Connect to Internet through LAN (for Wifi connection, please, check optional accessory).
- Step 5: If applicable, install and configure preferred application.



**NOTE:** To ensure optimal performance and prevent overheating, mount the ProDVX device on a wall or surface in landscape or portrait mode. Operating it flat on a horizontal surface can cause heat entrapment, leading to overheating, malfunction, and potential physical damage.

## Start and configuring the ProDVX device

Step 1: Power ON the device by connecting the original ProDVX power adapter.

Step 2: Complete the First-Boot Configuration (OOBE) process:

- Configure Region and Keyboard
- Configure Network settings
- Review the License Agreement
- Create an Administrator account
- Configure Privacy settings for your device

Step 3: Prepare the device for operation within the production environment.

Benefits of using Windows 11 IoT Enterprise LTSC (Long-Term Servicing Channel):

- Enterprise features + long-term stability
- Minimal feature updates (security & quality only)
- Strong device lockdown and manageability

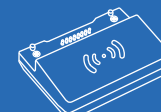


Windows IoT Enterprise Overview

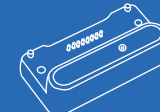
### Optional accessories\*



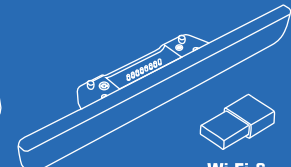
Barcode scanner



NFC module\*



Camera\*



RGB LED bar\*



Wi-Fi & Bluetooth dongle\*



License key Windows LTSC\*

\*Contact your sales representative or [sales@prodvx.com](mailto:sales@prodvx.com) for accessory applicability.



Register ChromeOS devices

Discover the range of alternative operating systems compatible with the 22-inch IPPC-6300 series and explore the key benefits they deliver in streamlined device deployment, advanced configuration, and robust security. For more information on the various options for enrollment and quickly deploying ProDVX devices with **Chrome OS Flex**, scan the **QR code to the left**; and for detailed guidance and solutions tailored to your needs, contact our sales team at [support@prodvx.com](mailto:support@prodvx.com).



### Become a partner

Enjoy tailor-made benefits and access to important product information

