

ProMGR

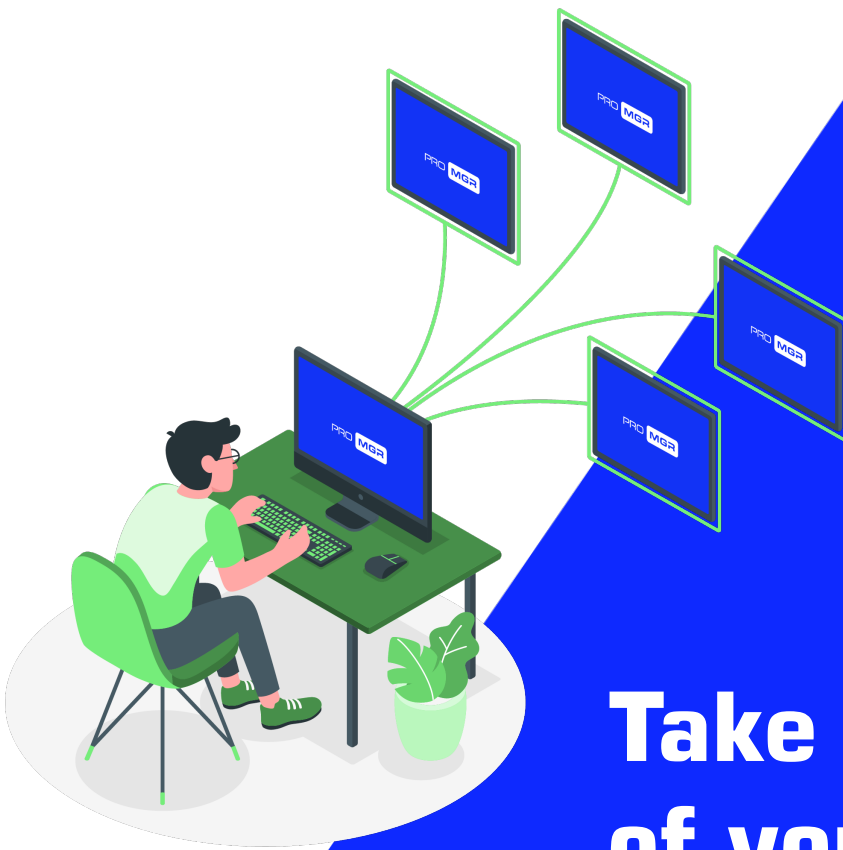


Table of content

- ① **Meet ProMGR**
- ② **Features of ProMGR Kiosk & Cloud**
- ③ **Using ProMGR**
- ④ **User Management**
- ⑤ **Testing ProMGR**
- ⑥ **Supported devices**
- ⑦ **Order ProMGR**

Take control with ProMGR. ProMGR is a device management tool designed to empower businesses with real-time system monitoring and remote management capabilities.

Meet ProMGR



Take control of your fleet

ProMGR is a device management tool that enables you to easily maintain full control of your devices. It features a set of powerful tools:

- Monitoring tools
- User Management tools
- Files Management tools
- Remote Device Management tools

Take control with ProMGR and enjoy enhanced device visibility and control.

Meet ProMGR



Ensure secure devices

ProMGR features a secure remote management platform that gives you the ability to set and control your own security policies. It also allows you to completely lock devices in kiosk mode to your chosen application or browser. This ensures that you can enjoy securely managed devices in the field.

Meet ProMGR



Simplified device management

Designed to help you efficiently manage and deploy content to your fleet of devices, ProMGR offers a set of easy to use tools that turn device management into a breeze.

ProMGR Kiosk

Manually configure your device

ProMGR Kiosk is the application that operates on the device. It provides functionalities like Device Security Management, Kiosk Browser mode, Kiosk Single app mode, Device Management and Launcher. With these functionalities, ProMGR Kiosk allows for full browser access as well as the option to set the device to kiosk browser mode or kiosk single app mode. This enables you to authorise specific browser pages or a single app to automatically start and run on your device, preventing users from stopping the app or exiting the browser.

Additionally, ProMGR Kiosk enables you to manually configure Device Policy, Device Settings and Launcher options.

ProMGR Cloud

Configure your device(s) remotely

ProMGR Cloud offers extra remote functionalities like Device Monitoring, User Management, Application and File management. In addition, it enables remote control of all the benefits and features of ProMGR Kiosk.

This means that ProMGR Cloud provides remote management capabilities, allowing users to manage devices either as a group or individually, and to remotely perform application, operating system, or firmware updates.

With ProMGR Cloud you have full remote control of all your devices. Take control now!

Kiosk

Device Management

- ✓ Kiosk Mode for Web or Application
- ✓ Device Security Management & Device Policy
- ✓ Local Feature Management
- ✓ Launcher Management
- ✗ Remote Management & Device Monitoring
- ✗ User Management
- ✗ Application & File Management
- ✗ Firmware Updates

Free

For Android devices running an OS older than Android 11,
a one-time activation fee of 10,- applies per device

Cloud

Remote Device Management

- ✓ Kiosk Mode for Web or Application
- ✓ Device Security Management & Device Policy
- ✓ Device Policy & Local Feature Management
- ✓ Launcher Management
- ✓ Remote Management & Device Monitoring
- ✓ User Management
- ✓ Application & File Management
- ✓ Firmware Updates

Subscription-based

Using ProMGR



Device and Portal

Inside the ProMGR portal you are able to add and view your devices. Additionally, with a subscription on ProMGR Cloud, the portal allows you to remotely manage them.

Using ProMGR for the first time on a ProDVX device requires two simple steps:

1. The first step is to have an account on ProMGR Kiosk or Cloud.
2. The second step is to launch the pre-installed ProMGR application on the device. Here you are able to enter your activation key in the application. The activation key is provided by ProDVX.

Visit ProMGR portal

Monitoring & management

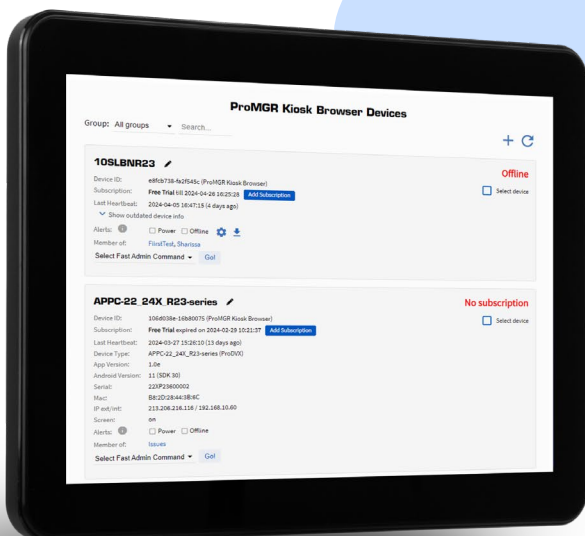
Overview

- ✓ Groups
- ✓ Devices
- ✓ Statuses
- ✓ Users



Device

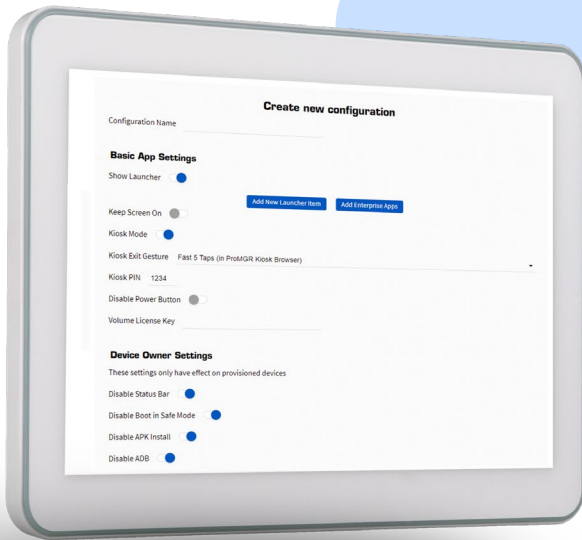
- ✓ Actual status
- ✓ Full information
- ✓ Quick commands
- ✓ Remote administration



Portal Configuration

Configuration

- ✓ Full technical settings
- ✓ Security policy
- ✓ Device mode selection
- ✓ File / App management & control



Provisioning

- ✓ Prepare device deployment
- ✓ Generate your own provisioning/activation code



Get peace of mind



User management

User Management

ProMGR enables you to assign devices to unique groups within an account. This feature also allows for the creation of new users with specific roles and rights.

Users can be configured to have visibility and control over particular device groups, perform designated actions, or exclusively monitor the devices in their assigned group.

ProMGR

Take control

7 Reasons to start with ProMGR

1. Increase Return On Investment by converting any application into a **full kiosk** application.
2. **Monitor & manage device status**, gaining insights in system health, minimising downtime, and enabling proactive maintenance.
3. **Monitor & manage application and files** to determine the rules for content (applications / files) on the device.
4. Establish a **secure kiosk system** without the need to invest in complex software.
5. Robust **security features** ensure enhanced device security.
6. Achieve **seamless deployment** and management of applications and settings.
7. Access **remote support** possibilities, including remote firmware updates.

ProMGR

Testing

Testing environment

ProDVX offers a testing environment with all ProMGR Cloud options for free.

For the full testing period, the device will be in the testing environment, which is solely for testing purposes.

Duration and devices

ProDVX is able to offer the trial for the total length of 30 days.

The maximum amount of devices to include in the test is 3.

Supported devices



Discover availability

ProMGR is compatible with all Android Panel PCs and Android Box PCs running Android 8.1, 9, 11, and 12.

All ProDVX Android models (R23 Series and later) will come equipped with the ProMGR Kiosk agent software pre-installed in the firmware. For these devices you can choose your type of use (ProMGR Kiosk or ProMGR Kiosk and Cloud).

For deployment on our renowned non-R23 models, we provide an ADB procedure which is available upon request. For further details, please contact sales@prodvx.com.

For deployment on the APPC-10SLBe, we offer NFC deployment. For further details, please contact your account manager or sales@prodvx.com.

Order ProMGR



Take control with ProMGR

Take control with our device management tool. In order to get started, ProDVX needs basic information to set up the right type of account and environment. Therefore, the information below should be provided to complete an order for ProMGR.

- 1. Account name**
- 2. Type of account** - testing environment or main production environment
- 3. Type of use** - ProMGR Kiosk or ProMGR Kiosk & Cloud
- 4. Amount of devices & subscriptions** - one subscription per device
- 5. Subscription SKU** - 1015018 (1-year) or 1015020 (3-year)

Contact the ProDVX sales department at sales@prodvx.com or go to click the button below to order ProMGR today..

Order ProMGR now

Order ProMGR



Contact sales@prodvx.com or visit <http://www.prodvx.com/promgr-device-management> to provide ProDVX with the following information:

- Type of account (Testing or main Production environment)
 - Type of use (Kiosk and additionally Cloud)
 - Amount of devices & subscriptions
 - Customer name for the account

ProDVX sets up the right ProMGR account to log into the portal

For ProMGR Cloud orders

ProMGR Cloud invoice is paid by customer

- ProDVX creates the required configuration in ProMGR
- ProDVX sends additional information and final confirmation of the account

Start ProMGR



Take control



Get in touch with ProDVX

+31 (0)73 737 0345
info@prodvx.com
sales@prodvx.com
support@prodvx.com
marketing@prodvx.com
www.prodvx.com
<https://promgr.prodvx.com/>

Europalaan 10
5232 BC Den Bosch
The Netherlands